



M³-170AL

P/N 32752-001



TECHNICAL DESCRIPTION

The model M³-170AL (P/N 32752-001) is a 19-cell Micro-Maintenance battery, with a nominal voltage of 24V, and a nominal capacity of 17Ah, at a weight of only 37.5 lbs. (max). The M³-170AL will provide an Imp (15-second discharge @ maximum power transfer) of 770 amps at room temperature.

STANDARD WARRANTY: 2 years

APPLICATION

The M³-170AL is designed as a low-maintenance replacement for our 17Ah SP-170A, SP-170AL, and CA-170A batteries, offering both a higher capacity and lower maintenance costs.

The M³-170AL is currently PMA'd for the following applications:

Bell Aircraft: 206L1 and 206L3.

The M³-170AL provides significant maintenance-cost savings for Bell applications.

PHYSICAL SPECIFICATIONS

Length: 11.33" max
Width: 6.27" max
Height: 7.56" max
Weight: 37.5 lbs. max
Connector: MS3509

ELECTRICAL SPECIFICATIONS

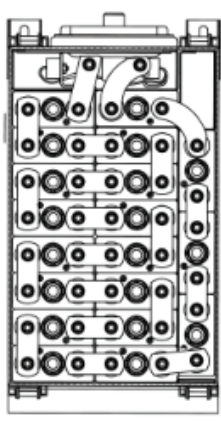
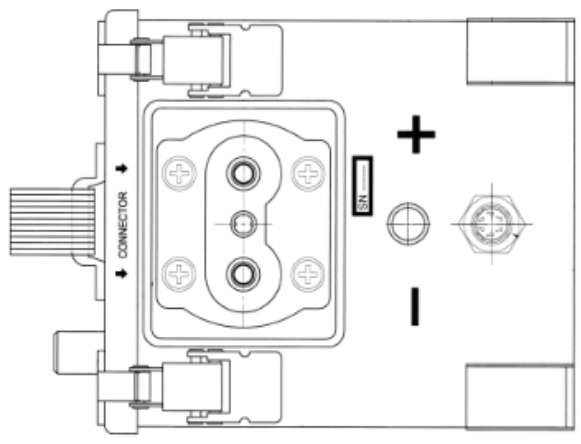
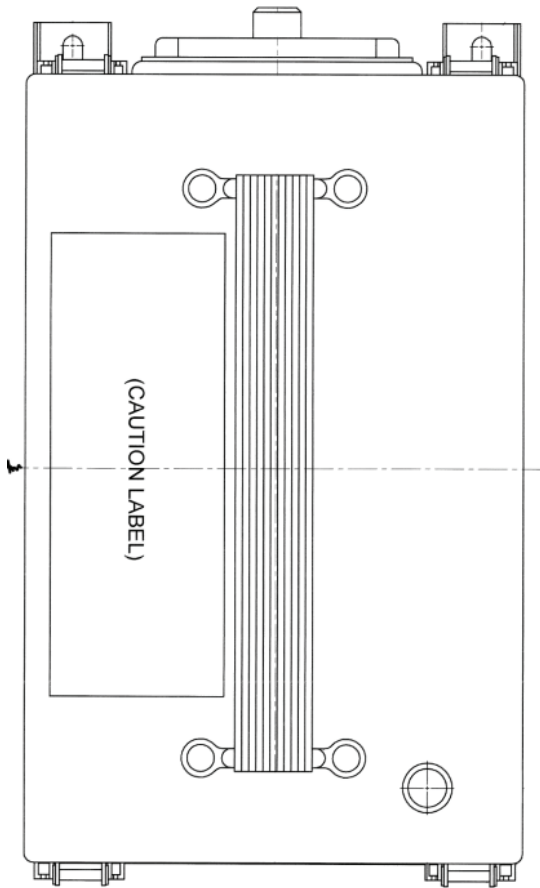
Voltage: 24.0 volts (nominal)
Capacity: 17Ah minimum (at C-rate)
Imp : 770A @ 15 seconds
(Discharge current at maximum power transfer)

The Marathon Micro-Maintenance M³ battery is a greatly improved nickel-cadmium (Ni-Cd) battery that features:

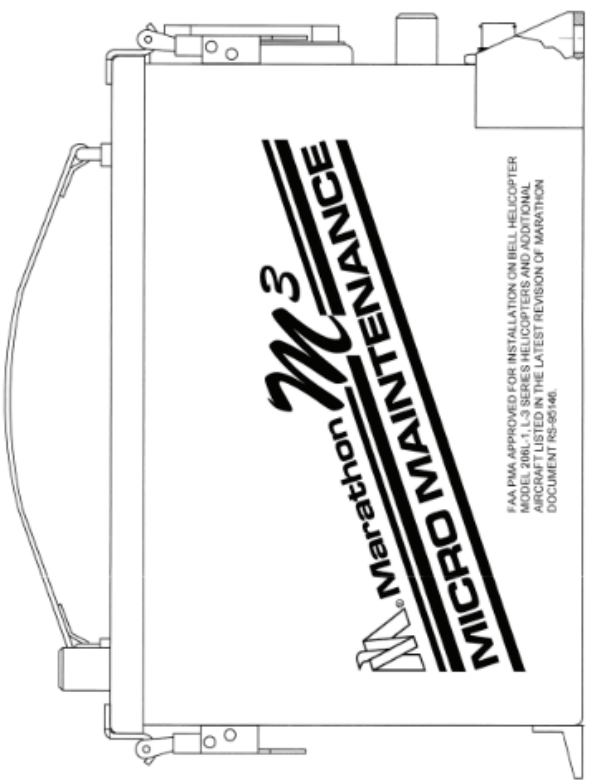
- Significantly Increased Maintenance Intervals
- Very Low Water Consumption
- Excellent Capacity Retention During Extended Cycling
- Same Physical Size As Standard Ni-Cd
- Lower Weight Than Standard Ni-Cd For A Given Capacity
- Same Or Better Power Than The Standard Ni-Cd

The battery incorporates a state-of-the-art negative pasted electrode that provides high volumetric and gravimetric energy density. This, along with the standard sintered positive electrode, provides a high capacity battery with excellent power. Other characteristics of the battery include our standard, internally threaded butt terminals, long life separators, nylon cell cases and covers. The design of the battery increases the electrolyte reserve to more than two times the standard Ni-Cd battery.

The M³ battery was designed to increase the battery maintenance interval. This design has reduced electrolyte consumption, coupled with an increased electrolyte reserve, results in a increased maintenance interval of two to six times.



CELL CONNECTOR
LOCATION AND POLARITY
DIAGRAM



8301 Imperial Drive
Waco, TX, 76712
(254) 776-0650 FAX (254) 776-6558
www.mnaerospace.com